



HLM-1711WR 17-inch HDTV/SDTV Multi-format LCD Color Monitor

RoHS

High-End Broadcast LCD Monitor



The HLM-1711WR employs a 17-inch LCD panel in WXGA (1280x768) with wide critical viewing angle, excellent brightness and contrast, fast response time, and faithful color reproduction. It provides HDTV/SDTV multi-format SDI and VBS inputs as standard and achieves space-saving, light weight, and low power consumption.

17-inch Wide	WXGA (1280x768 pixel)	Viewing Angle 170degree(H/V)	Contrast Ratio 800:1	50W				
VBS Input	Y, P _b , P _r /RGB Input	HD/SD-SDI Input	Embedded AES/EBU Output	Embedded Analog Audio Output	Embedded Audio Meter	PC Picture Input	Analog Audio Input	
4:3/16:9	Remote (Parallel)	Remote (Serial)	Remote (Infrared rays)	Marker	Shadow	Test Signal Generator	10-Color temperature-memory	
Speaker	VITC Display	WFM Monitoring Display	Split Screen	Dot-by-Dot Display				
W428xH305xD80mm (W16.9xH12.0xD3.1inches)	7RU	7.5kg (16.53lbs)						

HLM-1510R 15-inch HDTV/SDTV Multi-format LCD Color Monitor

RoHS

High-End Broadcast LCD Monitor



The HLM-1510R employs a 15-inch LCD panel and achieves space-saving, light weight, and low power consumption, providing HDTV/SDTV multi-format SDI and VBS inputs as standard. It is designed with a compact size of 6RU height, specifically suitable to replace an existing 14-inch CRT monitor without changing rack layout.

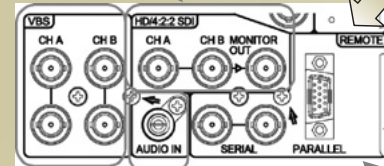
15-inch	XGA (1024x768 pixel)	Viewing Angle 170degree(H/V)	Contrast Ratio 700:1	38W				
VBS Input	Y, P _b , P _r /RGB Input	HD/SD-SDI Input	Embedded AES/EBU Output	Embedded Analog Audio Output	Embedded Audio Meter			
PC Picture Input	Analog Audio Input							
4:3/16:9	Remote (Parallel)	Remote (Serial)	Remote (Infrared rays)	Marker	Shadow			
Test Signal Generator	10-Color temperature-memory	Speaker	VITC Display	WFM Monitoring Display	Split Screen			
Dot-by-Dot Display								
W370xH266xD75mm (W14.6xH10.5xD3.0inches)	6RU	5.8kg (12.79lbs)						

Evolutional Feature for HLM-1711WR, HLM-1510R Multi-format LCD Monitor

● Variety of Input/Output

(1) Multi-format HD/SD-SDI (4:2:2) inputs
2ch, 1ch monitor out follows channel selection.

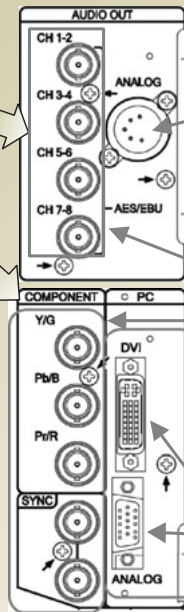
In case of HLM-1711WR



(2) VBS inputs:
2ch each with loop through, NTSC/PAL auto detect.

(3) Analog Audio Input:
Audio monitoring is available with the built-in speaker.

(4) Remote Control Interface:
serial remote signal input and parallel remote signal input.



(5) [Factory Option] EA-171DML Audio Demux module with EA-900A provides 2 channels of analog embedded audio outputs.
• The output channels can be chosen by menu among ch1/2, 3/4, 5/6, 7/8.
• The audio can also output to the front speaker.
* note that EA-900A cannot co-reside with EA-900D digital output.

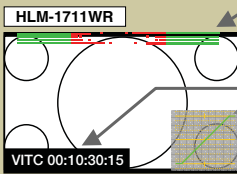
(6) [Factory Option] EA-171DML Audio Demux module with EA-900D provides 8 channels of AES/EBU digital embedded audio outputs. The audio can also output to the front speaker.
* note that EA-900D cannot co-reside with EA-900A analog output.

(7) [Factory Option] CM-171 module provides either Y, P_B, P_R or RGB input and EXT Sync input.
* it cannot co-reside with PC-171.

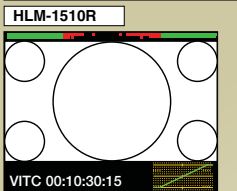
(8) [Factory Option] PC-171 module provides analog RGB and DVI-D input. (VGA/SVGA/XGA/WXGA)
* it cannot co-reside with CM-171.

● Versatile functions

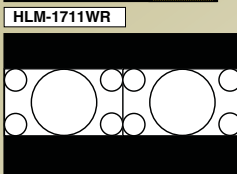
(1) With the EA-171/261DML Audio Demux module (Factory option)
• Level meters for 8 channels of embedded audio can be superimposed over the video, providing space and cost savings for monitoring the video and the audio at the same time.
• The contrast, position, and indicating channels can be set by menu.
• Auto detect multi-format HD/SD-SDI input
• Embedded audio can be monitored with the built-in speaker



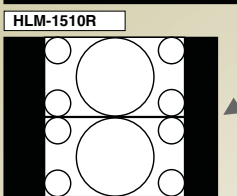
(2) WFM monitoring and VITC Time Code display function
• Waveform can be displayed for the input signal
• HD-SDI signal with VITC display is available
• Employing a 4:3 aspect LCD panel for HLM-1510R Waveform and VITC Time Code can be displayed on the blanking area by shifting the 16:9 picture image to the upper side.



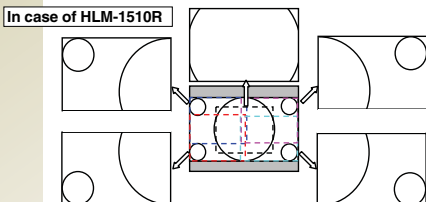
(3) Internal test signals
• 100% WINDOW signal
• Grayscale test signal
• ARIB (STD-B28) color bars



(4) Marker Display
• Various safety markers and Cross hatch
• Various area markers with Shadow functions



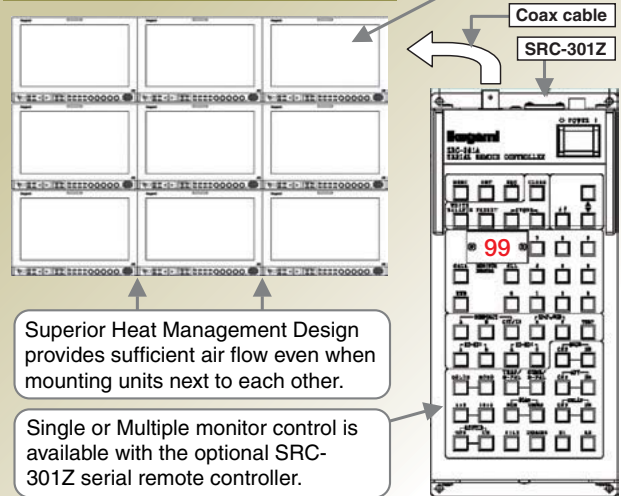
(5) Split screen mode
• This function allows for comparing a captured still image and a camera live image.
• In case of the HLM-1510R, the split screen can be displayed on right and left or top and bottom.



(6) Dot-by-Dot display
• This function for 1:1 scan without scaling

● Multiple Monitor Control

In case of HLM-1711WR

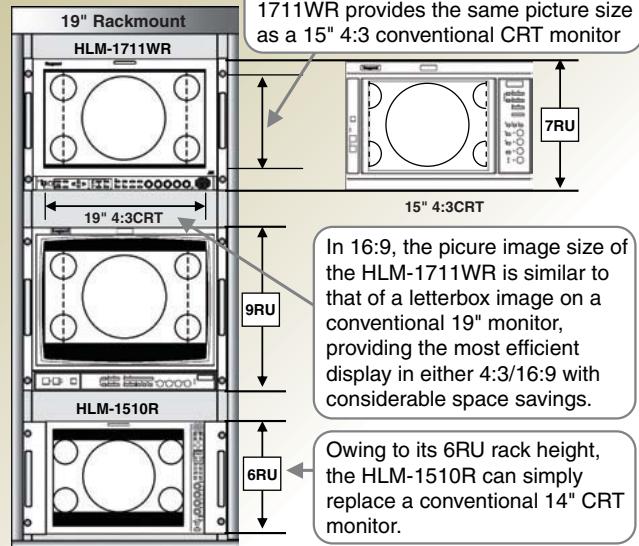


Superior Heat Management Design provides sufficient air flow even when mounting units next to each other.

Single or Multiple monitor control is available with the optional SRC-301Z serial remote controller.

● The most suitable for rack mounting


A 4:3 image displayed on the HLM-1711WR provides the same picture size as a 15" 4:3 conventional CRT monitor



In 16:9, the picture image size of the HLM-1711WR is similar to that of a letterbox image on a conventional 19" monitor, providing the most efficient display in either 4:3/16:9 with considerable space savings.

Owing to its 6RU rack height, the HLM-1510R can simply replace a conventional 14" CRT monitor.

HLM Series



HLM Series Option

○: Standard / ●Option

Model	Description	HLM-3250W	HLM-2450W	HLM-1711WR	HLM-1510R	HLM-920WR	HLM-920WP	HLM-910R	HLM-910P	Remarks
Remote Controller										
SRC-301Z	Serial Remote Controller	●	●	●	●	●	●	●	●	Controls up to 99 motions with loop through connection
RCT-30A	Infrared Remote Controller	●	●	●	●					
Video/Audio Module										
CM-240	Analog Component and PC Input Module	●	●							1ch Y, P _B , P _R /RGB, 1ch Analog PC Input, 1ch EXT Sync *1
EA-240A	Embedded Analog Audio Output Module	●	●							2ch (ch: Menu Select) Embedded Analog Output (XLR 5pin)*1
EA-240D	Embedded AEX/EBU Audio Output Module	●	●							8ch Embedded AES/EBU Output *1
D3G-240A	3G-SDI Support Multi-format HD-SDI Input Module (incl. Analog Audio Output)	●	●							2ch Input and 1ch Loop-through, 2ch (ch: Menu Select) Embedded Analog Output (XLR 5pin)**2
D3G-240D	3G-SDI Support Multi-format HD-SDI Input Module (incl. AES/EBU Audio Output)	●	●							2ch Input and 1ch Loop-through, 8ch Embedded AES/EBU Output **1*2
EA-171DML	Audio Demux Module with Audio Level Meters			●	●					Embedded Audio Output, 8ch Audio Level Meters *4
CM-171	Analog Component Input Module			●	●					1ch Y, P _B , P _R or RGB Input, 1ch loop through EXT SYNC, cannot co-reside with PC-171 *4
PC-171	PC Input Module			●	●					1ch PC Analog RGB, 1ch DVI-D, cannot co-reside with CM-171 *4
EA-900A	Embedded Audio Analog Output Module			●	●	●	●	●	●	XLR-5 pin, 2ch Embedded Analog Audio Outputs, EA-171DML or EA-920DML required *4
EA-900D	Embedded AES/EBU Output Module			●	●	●	●	●	●	BNC, 8ch Embedded AES/EBU Outputs, EA-171DML or EA-920DML required *4
EA-920DML	Audio Demux Module with Audio Level Meters					●	●	●	●	Embedded Audio Output, 8ch Audio Level Meters *4
CM-900	Analog Component Input Module					●	●	●	●	1ch Y, P _B , P _R or RGB Input, 1ch loop through EXT SYNC, cannot co-reside with the Embedded Audio Module *4
WF-910	WFM/VITC Indication Function					○	○	●	●	Supports VITC embedded to HD-SDI Signal (ARIB STD-B4 Ver 2.0) *4
Rackmount Adaptor										
RS-2450T	Rackmount Adaptor		●							Fixed Tilt Angle Type
RS-1710	19-inch Rack Mount Adaptor		●							Fixed type, 7RU height
RS-1710T	19-inch Rack Mount Adaptor with Tilt Mechanism		●							4-Step Angle, 7RU height
RS-1510	19-inch Rack Mount Adaptor				●					Fixed type, 6RU height
RS-1510T	19-inch Rack Mount Adaptor with Tilt Mechanism				●					4-Step Angle, 7RU height
DR-910	Dual Rack Mount Adaptor							●	●	4RU Height
BP-900	Blank Panel for DR-910							●	●	
WR-900L	WFM Rackmount Adaptor							●		For HLM-920WR + Leader LV5750, 4RU Height
WR-900L3	WFM Rackmount Adaptor							●		For HLM-920WR + Leader LV5700A/5710A/5800, 4RU Height
WR-900C	WFM Rackmount Adaptor							●		For HLM-920WR + Tektronics WFM700 Series, 4RU Height
DR-920	Dual Rack Mount Adaptor					●	●			4RU Height
BP-920	Blank Panel for DR-920					●	●			
WR-920L	WFM Rackmount Adaptor					●				For HLM-920WR + Leader LV5750, 4RU Height
WR-920L3	WFM Rackmount Adaptor					●				For HLM-920WR + Leader LV5700A/5710A/5800, 4RU Height
WR-920C	WFM Rackmount Adaptor					●				For HLM-920WR + Tektronics WFM700 Series, 4RU Height
STAND										
STD-240T	Stand with Tilt Mechanism		●							Tilt(Axis: Center of Monitor): Up 45 degree / Down 8 degree *3
STD-1517	Stand			●	●					
STD-1517T	Stand with Tilt Mechanism			●	●					Tilt: Up 15 degree / Down 15 degree
STD-1710T	Stand with Tilt Mechanism			●	●					Tilt (Axis: Center of Monitor): Up 90 degree / Down 10 degree *3
STD-1722	VESA Arm Stand			●	●					For VESA Mount, VM-1510R required for HLM-1510R
VM-1510R	VESA Mount Adaptor				●					For VESA Mount
STD-900	Stand					●	○	●	○	Tilt Angle: Up 14 degree, Standard for HLM-920WP/910P
STD-920T	Stand with Tilt Mechanism					●	●	●	●	Tilt Angle: Up 10 degree / Down 10 degree
AT-900	Tripod Mount Plate					●	●	●	●	1/4 & 3/8 inch hole plate
GR-900	Handle					●		●		
Hood										
MH-900	Folding Hood								●	
MH-920	Folding Hood					●				
Carrying Case										
CC-900	Hard Carrying Case								●	
CC-920	Hard Carrying Case					●				
SC-900	Soft Carrying Case								●	
SC-920	Soft Carrying Case					●				

Note

- *1: Either one optional module can be installed. Up to 4ch SDI input is available in case to install D3G-240A or D3G-240G.
- *2: Factory Option(Under development in April, 2009)
- *3: Standard Tilt Stand has a tilt mechanism with axis at bottom of monitor (up 15 degree and down 8 degree).
- *4: Factory Option

HLM Series Specifications



Model	Image	Display Size (Viewing Area)	Rack-mountable Space	Resolution Number of Pixel (Max Brightness)	Input Signal						DC Input	Tally		Power Consumption*3	Dimensions mm (inch)	Weight kg (lbs)	Feature	
					VBS	Y, P _b , P _r /RGB	DVI-D	HD/SD-SDI	PC Picture Input	Embedded Audio		Analog Audio	R					G
HLM-3250W		32" Full-HD	×	1920 X 1080	○ 2	△ 1	○ 1	○ 2	△ 1	○ 2	○ 2	×	○	○	145 W	W776 (30.6) X H498 (19.6) X D110 (4.3)	16.3kg (35.94 lbs) Excluding Stand	<ul style="list-style-type: none"> • 1080i/60, 59.94 • 1080i/50 • 1080p/60, 59.94 • 1080p/50 • 1080p/30, 29.97 • 1080p/25 • 1080p/30, 29.97 • 1080psF/30 • 1080p/25 • 1080psF/25 • 1080p/24, 23.98 • 1080psF/24, 23.98 • 1035i/60, 59.94 <ul style="list-style-type: none"> • 720p-60, 59.94 • 720p/50 • 720p/30, 29.97 • 720p/25 • 720p/24, 23.98*1 • 480i/59.94 • 480p/59.94*2 • 575i/50
HLM-2450W		24" Full-HD	10RU	1920 X 1200	○ 2	△ 1	○ 1	○ 2	△ 1	○ 2	○ 2	×	○	○	98W	W562 (22.1) X H396 (15.6) X D90 (3.5)	9.0kg (19.8 lbs) Excluding Stand	<ul style="list-style-type: none"> • 1080i/60, 59.94 • 1080i/50 • 1080p/60, 59.94 • 1080p/50 • 1080p/30, 29.97 • 1080p/25 • 1080p/30, 29.97 • 1080psF/30 • 1080p/25 • 1080psF/25 • 1080p/24, 23.98 • 1080psF/24, 23.98 • 1035i/60, 59.94 <ul style="list-style-type: none"> • 720p-60, 59.94 • 720p/50 • 720p/30, 29.97 • 720p/25 • 720p/24, 23.98*1 • 480i/59.94 • 480p/59.94*2 • 575i/50
HLM-1711WR		17" Wide	7RU	1280 X 768	○ 2	△ 1	△ 1	○ 2	△ 1	△ 2	○ 1	×	○	○	50W	W428 (16.9) X H305 (12.0) X D80 (3.1)	7.5kg (16.53 lbs)	<ul style="list-style-type: none"> • 1080i/60, 59.94 • 1080i/50 • 1080p/30, 29.97 • 1080psF/30 • 1080p/25 • 1080psF/25 • 1080p/24, 23.98 • 1080psF/24, 23.98 • 1035i/60, 59.94 <ul style="list-style-type: none"> • 720p/60, 59.94 • 720p/50 • 720p/30, 29.97 • 720p/25 • 720p/24, 23.98*1 • 480i/59.94 • 480p/59.94*2 • 575i/50
HLM-1510R		15"	6RU	1024 X 768	○ 2	△ 1	△ 1	○ 2	△ 1	△ 2	○ 1	×	○	○	38W	W370 (14.6) X H266 (10.5) X D75 (3.0)	5.8kg (12.79 lbs)	<ul style="list-style-type: none"> • 1080i/60, 59.94 • 1080i/50 • 1080p/30, 29.97 • 1080psF/30 • 1080p/25 • 1080psF/25 • 1080p/24, 23.98 • 1080psF/24, 23.98 • 1035i/60, 59.94 <ul style="list-style-type: none"> • 720p/60, 59.94 • 720p/50 • 720p/30, 29.97 • 720p/25 • 720p/24, 23.98*1 • 480i/59.94 • 480p/59.94*2 • 575i/50
HLM-920WR		9" Wide	4RU	800 X 480	○ 2	△ 1	×	○ 2	×	△ 2	○ 1	×	○	○	26W	W221 (8.4) X H173 (6.9) X D130.5 (5.1)	2.2kg (4.85 lbs)	<ul style="list-style-type: none"> • 1080i/60, 59.94 • 1080i/50 • 1080p/30, 29.97 • 1080psF/30 • 1080p/25 • 1080psF/25 • 1080p/24, 23.98 • 1080psF/24, 23.98 • 1035i/60, 59.94 <ul style="list-style-type: none"> • 720p/60, 59.94 • 720p/50 • 720p/30, 29.97 • 720p/25 • 720p/24, 23.98*1 • 480i/59.94 • 480p/59.94*2 • 575i/50
HLM-920WP		9" Wide	4RU	800 X 480	○ 2	△ 1	×	○ 2	×	△ 2	○ 1	○	○	AC 27W DC 21W	W221 (8.4) X H173 (6.9) X D123 (4.9)	2.3kg (5.07 lbs)	<ul style="list-style-type: none"> • 1080i/60, 59.94 • 1080i/50 • 1080p/30, 29.97 • 1080psF/30 • 1080p/25 • 1080psF/25 • 1080p/24, 23.98 • 1080psF/24, 23.98 • 1035i/60, 59.94 <ul style="list-style-type: none"> • 720p/60, 59.94 • 720p/50 • 720p/30, 29.97 • 720p/25 • 720p/24, 23.98*1 • 480i/59.94 • 480p/59.94*2 • 575i/50 	
HLM-910R		8.4"	4RU	1024 X 768	○ 2	△ 1	×	○ 2	×	△ 2	○ 1	×	○	○	26W	W216 (8.5) X H176 (6.9) X D107 (4.2)	2.4kg (5.29 lbs)	<ul style="list-style-type: none"> • 1080i/60, 59.94 • 1080i/50 • 1080p/30, 29.97 • 1080psF/30 • 1080p/25 • 1080psF/25 • 1080p/24, 23.98 • 1080psF/24, 23.98 • 1035i/60, 59.94 <ul style="list-style-type: none"> • 720p/60, 59.94 • 720p/50 • 720p/30, 29.97 • 720p/25 • 720p/24, 23.98*1 • 480i/59.94 • 480p/59.94*2 • 575i/50
HLM-910P		8.4"	4RU	1024 X 768	○ 2	△ 1	×	○ 2	×	△ 2	○ 1	○	○	AC 27W DC 23W	W216 (8.5) X H176 (6.9) X D99 (3.9)	2.1kg (5.07 lbs)	<ul style="list-style-type: none"> • 1080i/60, 59.94 • 1080i/50 • 1080p/30, 29.97 • 1080psF/30 • 1080p/25 • 1080psF/25 • 1080p/24, 23.98 • 1080psF/24, 23.98 • 1035i/60, 59.94 <ul style="list-style-type: none"> • 720p/60, 59.94 • 720p/50 • 720p/30, 29.97 • 720p/25 • 720p/24, 23.98*1 • 480i/59.94 • 480p/59.94*2 • 575i/50 	

△ Option

*1 Available with SDI Input only *2 Available with RGB/Y, P_b, P_r Input only *3 Maximum Power Consumption at Standard Configuration

HLM Series Options



Remote Controller



SRC-301Z
Serial Remote Controller



RCT-30A
Infrared Remote Controller

Rackmount Adaptor



RS-1710T
HLM-1711WR
19-inch Rack-mount Adaptor



RS-1510
HLM-1510R
19-inch Rack-mount Adaptor



DR-920
HLM-920WR/920WP
Dual Rack-mount Adaptor



DR-910
HLM-910R/910P
Dual Rack-mount Adaptor



BP-900
HLM-910R/910P
Blank Panel for DR-910



WR-900L
HLM-910R
WFM Rack-mount Adaptor

Stand



STD-1722
HLM-1711WR, 1510R/V
VESA Arm Stand



STD-1517T
HLM-1711WR, 1510R/V
Stand with tilt mechanism



VM-1510R
HLM-1510R
VESA Mount Adaptor



STD-900
HLM-920WR, 910R
Stand



STD-920T
HLM-920WR/WP, 910R/P
Tilt Stand

Handle



GR-900
HLM-920WR/910R
Handle

Carrying Case



SC-900
HLM-910P
Soft Carrying Case



MH-900
HLM-910P
Collapsible Hood



CC-900
HLM-910P
Hard Carrying Case