

Specification

Model	ECO-312/700
Pick up Element	1/3" Nextchip CCD
Effective Picture Elements (HxV)	NTSC: 976(H)×494(V)
Horizontal Resolution	700 TV Line
Minimum Illumination	0.1 Lux
S/N Ratio	More than 50dB
Scanning System	2:1 interface
Synchronous System	Internal, Negative sync.
Auto Electronic Shutter	NTSC: 1/60s~1/100,000s
Gama Characteristic	0.45
Video Output	1Vpp, 75Ω
Auto Gain Control	Auto
Power/Current	DC12V(+/-10%)/300mA
Lens	2.8-12mm Manual Zoom Lens
Dimension (mm)	∅ 118 x 106(H)mm
Weight (g)	750
Storage Temperature	-20~+60℃ RH95% MAX
Operating Temperature	-10~+50℃ RH95% MAX

Design and specifications are subject to Change without notice.

IKEGAMI ELECTRONICS, (U.S.A.) INC.

email: CCTV@ikegami.com

URL: <http://www.ikegami.com>

HEADQUARTERS: 37 Brook Avenue, Maywood, NJ 07607

Phone (201)368-9171 Fax (201)569-1626

Ikegami

ECO-312700



3-Axis Bracket Built-in

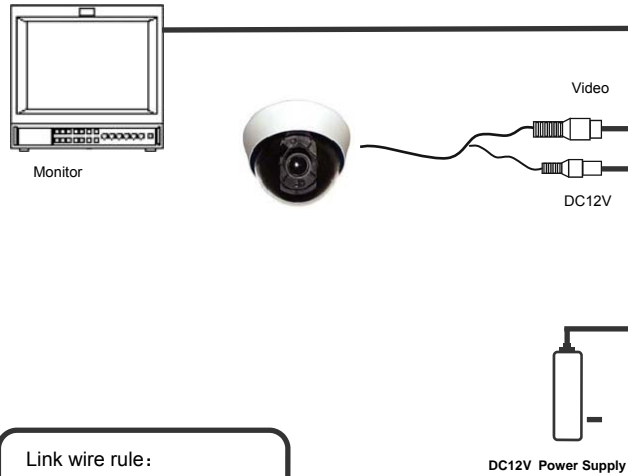
Note: Before providing power for the camera, please read this User Guide in detail!

Do not attempt to disassemble the camera. If the camera can not work, please contact local franchiser or our company.

BRIEF OF PRODUCT

- * **Sensor (CCD)**
Adopt 1/3" Nextchip CCD Sensor.
- * **Auto Gain Control (AGC)**
Built-in auto gain control (AGC) circuit. The color camera can get high definition picture in low Lux condition.
- * **Auto Electronic Shutter (AES)**
Built-in auto electronic shutter function. The color camera's AES speed can reach 1/100,000s.
- * **Gama Characteristic**
Camera Gama characteristic is 0.45.
- * **Scanning Mode**
NTSC or PAL mode.

CONNECTING



Link wire rule:




TROUBLE AND SOLUTION


- 1. No picture after providing power**
 - . Maybe the power supply has voltage abnormality, please check the power supply voltage and pole whether exactitude.
 - . Please check all the connecting cable and monitors whether be connected correctly or not.
- 2. The picture level direction have flowing interference ripples**
 - . May be caused by the power supply AC ripples, it need filter the wave of the power supply.
 - . Check the monitor and peripheral equipments used.
- 3. The picture background color changes continuously**
 - . The fluorescent lamp's electromagnetic field cause color roll. This is proper phenomenon of the cameras.
 - . Reduce the fluorescent lamp numbers or increase the distance between the camera and the fluorescent lamps can improve it.
 - . Use power supply external sync. camera can solve it.


INTRODUCTION



Congratulations on your purchase of this product. This User Guide suits ECO-312700 product. We adopt the latest Nextchip technical of sensor and driver. The most attractive characteristics are small and easy hidden, suits the elevator and corridor. In addition, it owns the characters of high definition and stability, strong anti-jamming, rich and real color. Fixing and using this model are convenient too. It is very good for you to apply to your CCTV system.

Please read this instruction manual carefully to ensure proper use of the product.

 To prevent fire or shock hazardous. Do not expose the unit to rain or moisture.

 The symbol is intended to alert the user to the presence of important operating and maintenance (servicing) Instructions in the literature accompanying the appliance.

 The symbol is intended to alert the user to the presence of uninsulated 'dangerous voltage' within the product's enclosure that may be of sufficient Magnitude to constitute a risk of electric shock to persons.

	CAUTION: RISK OF ELECTRIC. DO NOT OPEN	
CAUTION: TO REDUCE THE RISK OF ELECTRIC SHOCK DO NOT REMOVE COVER OR BACK NO USER SERVICEABLE PARTS INSIDE. REFER SERVICING TO QUALIFIED SERVICE PERSONNEL.		

CAUTION: TO PREVENT ELECTRIC SHOCKS AND RISK OF FIRE HAZARDS, DO NOT USE OTHER THAN SPECIFIED POWER SOURCE.		
--	--	--



Note:

- The power supply must through safe attestation. Its output voltage, current, voltage polarity and operating temperature must match the camera's requirement.
- When using the camera in the thunderbolt condition, please note to mount Anti-thunder device or put off the power supply plug and cable.
- In order to capture high quality pictures, the power supply's cable and video output cable should not be too long.

Design and specifications are subject to Change without notice.

IKEGAMI ELECTRONICS, (U.S.A.) INC.

URL: <http://www.ikegami.com> email: CCTV@ikegami.com

Headquarters 37 Brook Avenue, Maywood, NJ 07607 Phone (201)368-9171 Fax (201)569-1625
West Coast Redondo Beach, CA 90278 Ph (310)297-1900 Fax (310)536-9550
South West Waxahachie, TX 75167 Ph (972)969-2363 Fax (972)556-1057
South East Deerfield Beach, FL 33441 Ph (954)571-7177 Fax (954)571-7760
Midwest Bloomington, IL 60108 Ph (603)-372-8777 Fax (603)-372-8777



Note:

- Please note the camera's operating temperature and its using environment requirement. Avoid using the camera at too high or too low temperatures. The operating temperature is -20~+60°C. (Recommendatory operating temperature is -10~+50°C.)
- Never make the camera face the sun or bright object. Otherwise, it will damage the sensor.
- Do not mount the camera near by the radiator or heater.