



MODEL

ASP-100

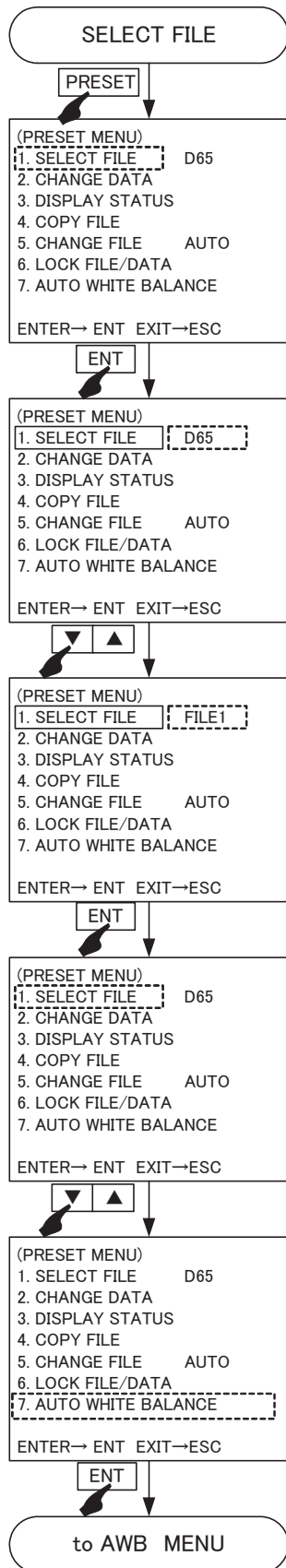
AUTO SET UP PROBE

OPERATION MANUAL

Ikegami

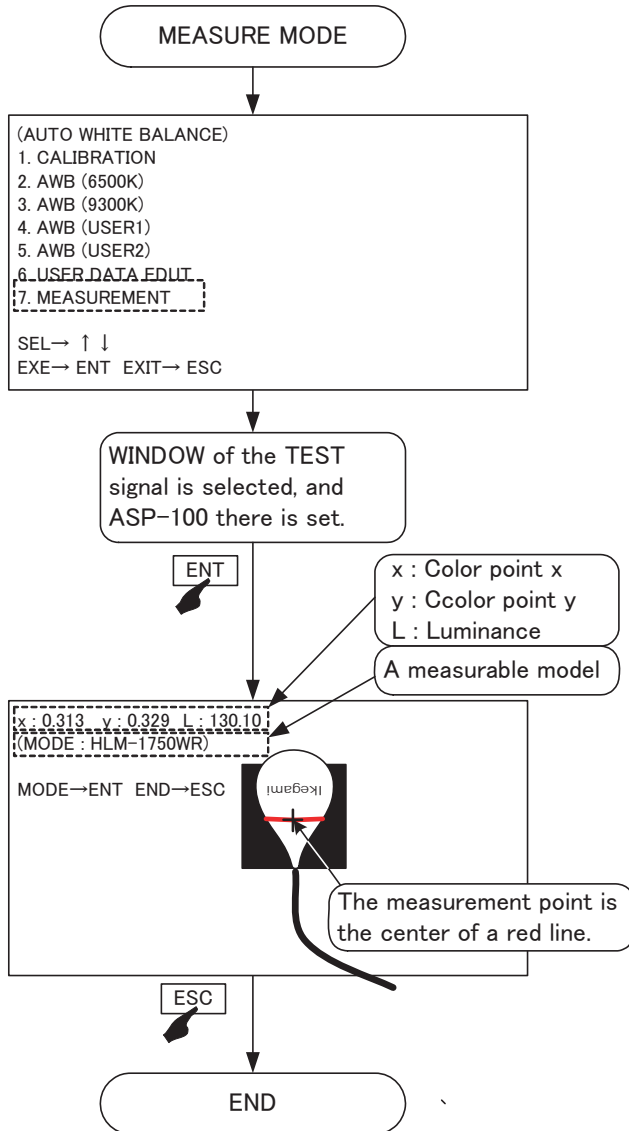
1. AWB MENU

To Execute “AUTO WHITE BALANCE,” go to PRESET MENU and select menu 7. Before auto-adjusting the color temperature, select one of the 10 FILES (D65, D93, FILE 1~8)



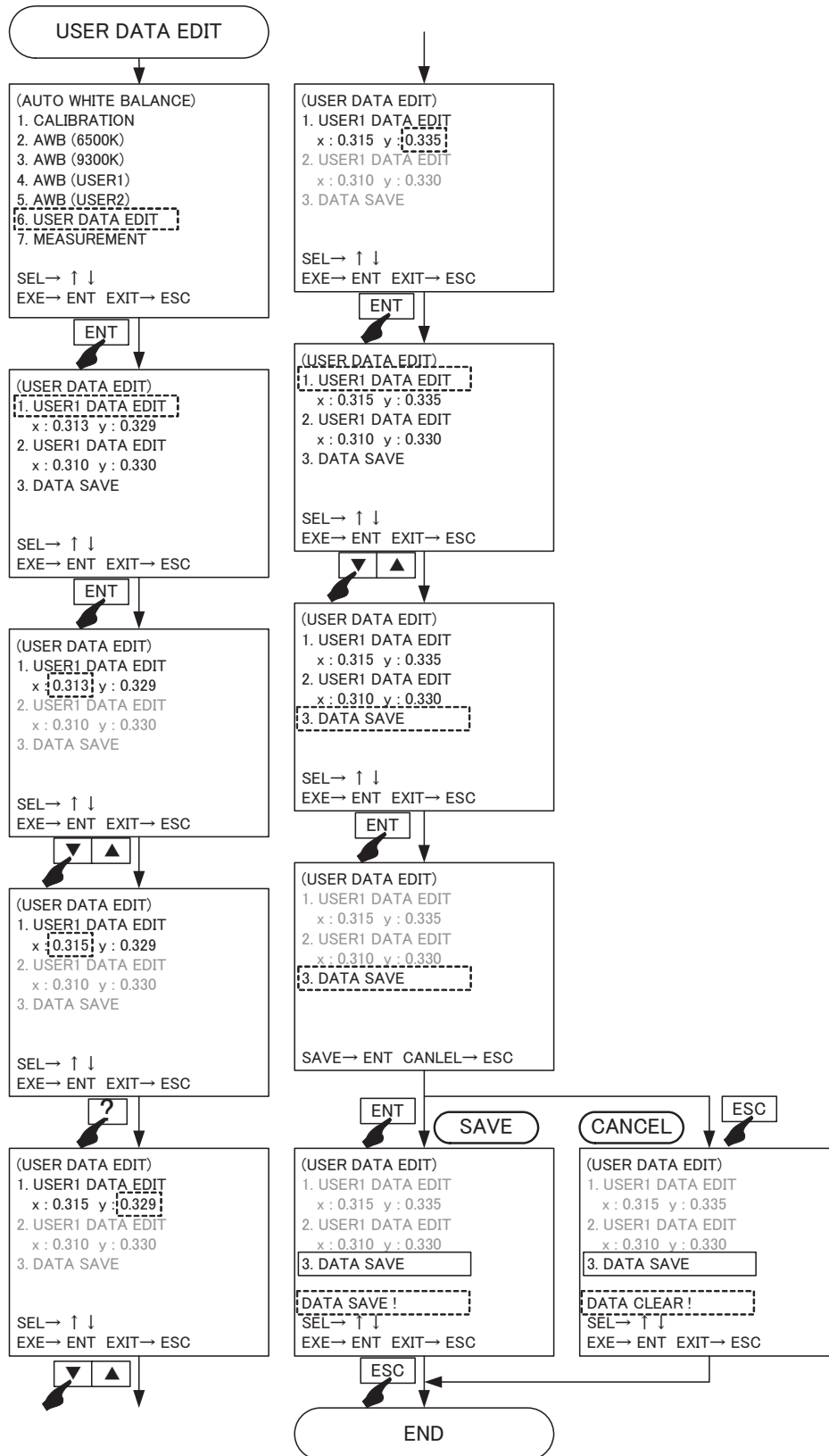
6. MEASUREMENT MODE

Luminance and chromaticity of the monitors connected to ASP-100 and/or other types of monitors can be measured. Because ASP-100 calibrates each Ikegami monitor with KONICA MINOLTA Spectro radiometer “CS1000,” other types of LCD monitors would not calibrate properly with ASP-100 due to different spectrums.



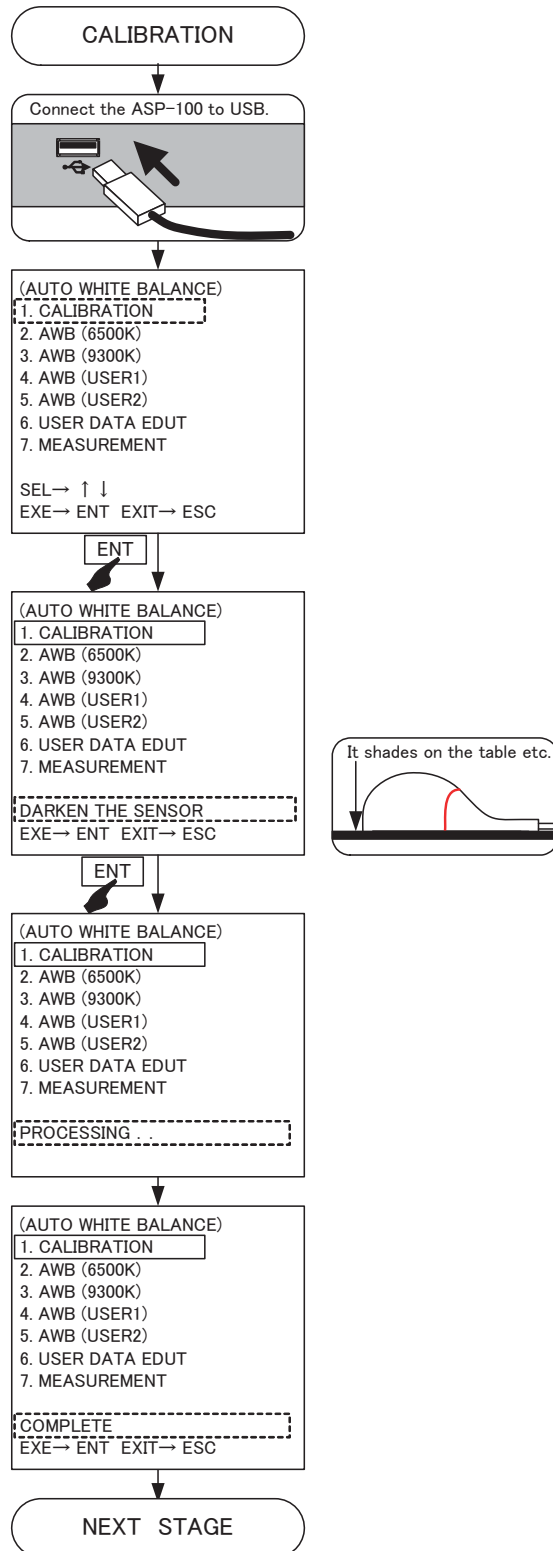
5. USER DATA EDIT

Change the chromaticity data on “USER 1/2.” Below is the modification method of chromaticity data on “USER1 DATA.”



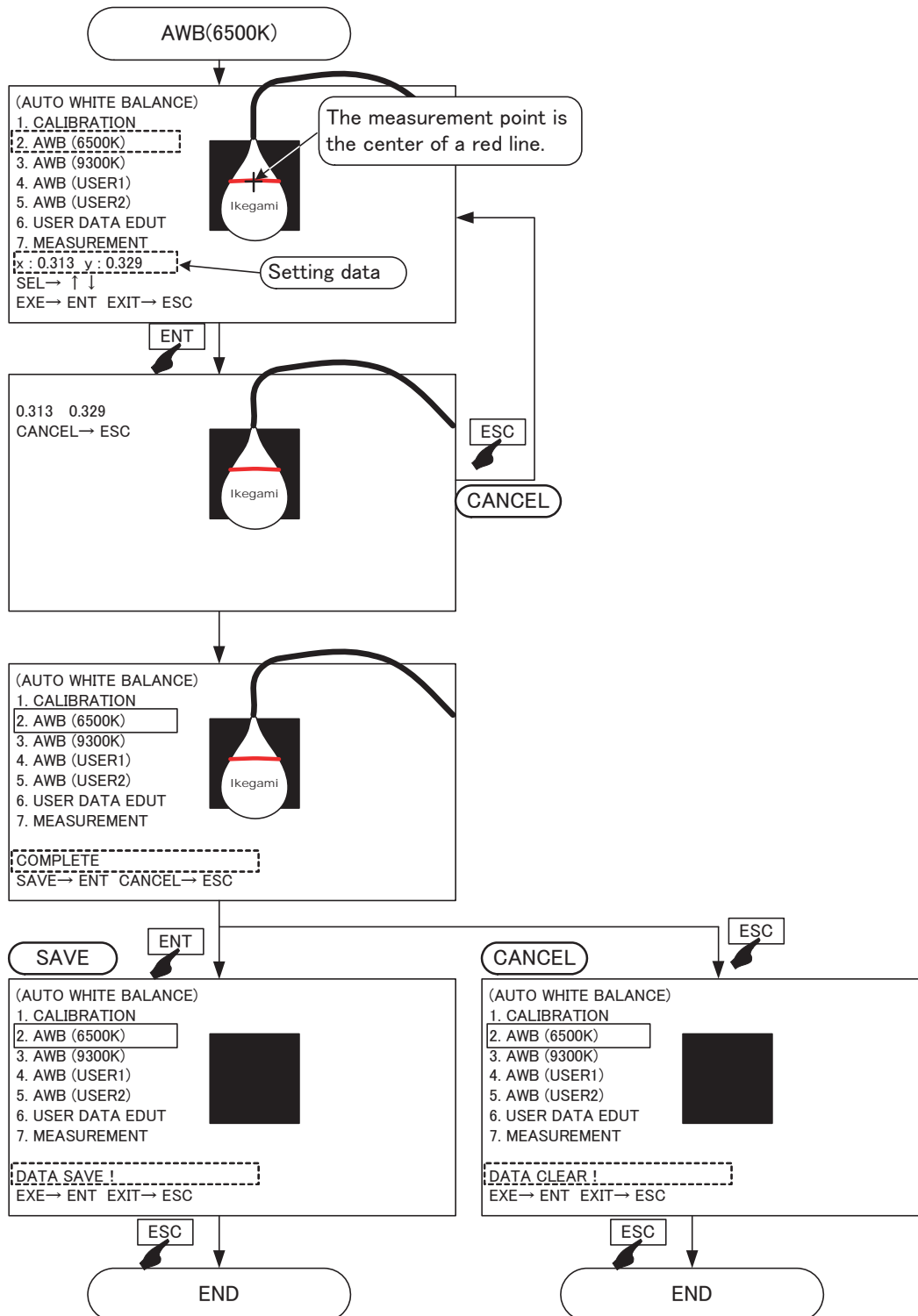
2. CALIBRATION

Before executing ASP-100, make sure to execute “CALIBRATION” after connecting the ASP-100 to USB. CALIBRATION will take approximately 30 seconds to execute. In the mean time, block out all the lights.



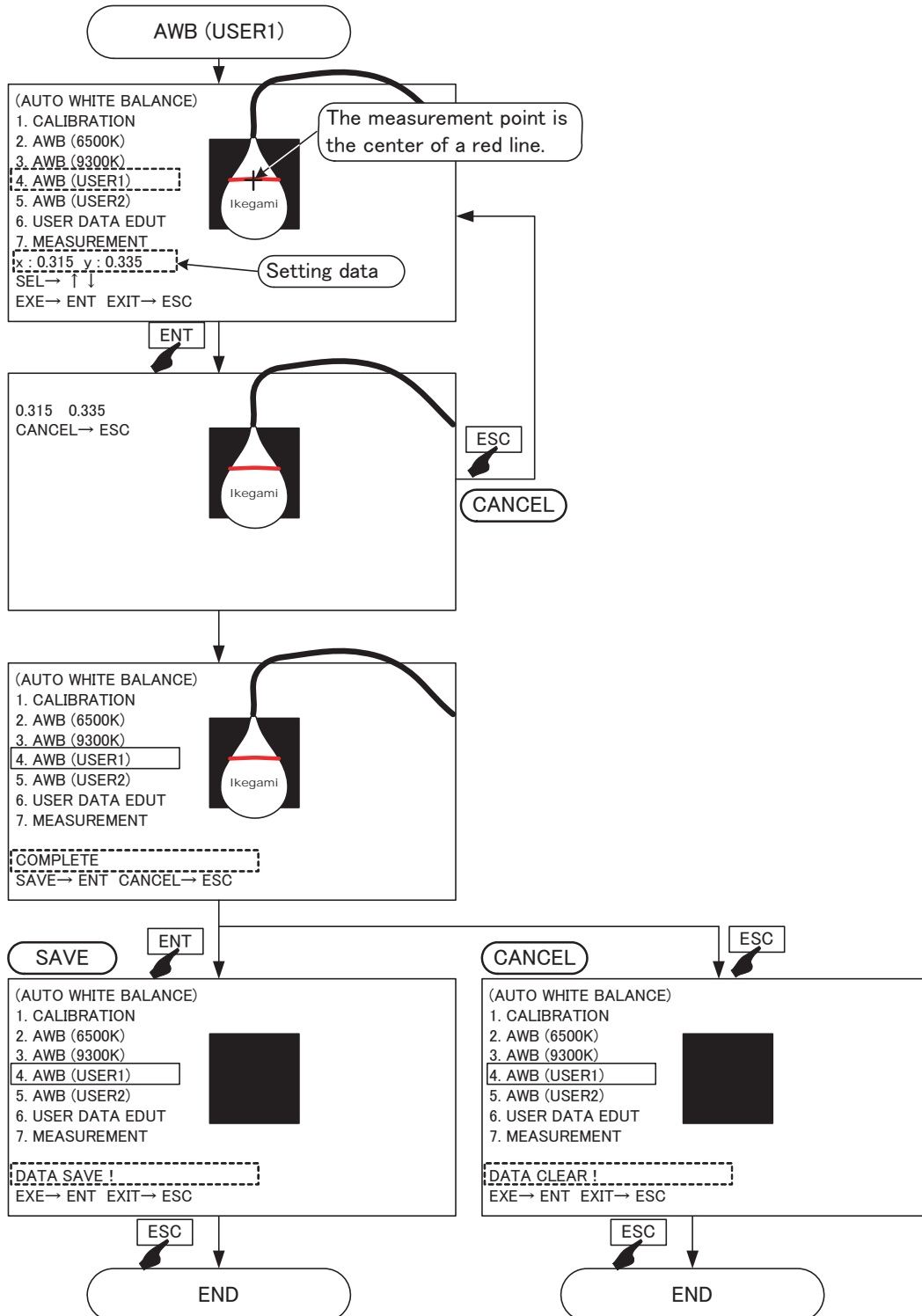
3. AWB(6500K)、AWB(9300K) MODE

To auto-adjust the color temperature of 6500K or 9300K, move measurement point to the ASP-100 sensor at the center of a red line. Measuring time will take about 2 to 3 minutes. See below for operation procedure on “6500K.”



4. AWB (USER1), AWB (USER2) MODE

Auto-adjust to the color temperature set by USER setting. Measuring time will take about 2 to 3 minutes. Below is the operation procedure to auto-adjust the color temperature to “USER1” setting. See “USER DATA EDIT” on section 5 to change the chromaticity data on “USER 1/2).



Ikegami

Ikegami Tsushinki Co., Ltd.

5-6-16, Ikegami, Ohta-ku, Tokyo, 146-8567, Japan
Phone: +81-(0)3-5700-4114 Fax: +81-(0)3-5748-2200
E-mail: info_e@ikegami.co.jp
URL: <http://www.ikegami.co.jp/en/>

Ikegami Electronics (U.S.A.), Inc.

37 Brook Avenue, Maywood, New Jersey 07607, U.S.A.
Phone: +1-201-368-9171 Fax: +1-201-569-1626
E-mail: engineering@ikegami.com, service@ikegami.com
URL: <http://www.ikegami.com>

Ikegami Electronics (Europe) GmbH

Ikegami Strasse 1, D-41460 Neuss, GERMANY
Phone: +49-(0)2131-123-0 Fax: +49-(0)2131-102820
E-mail: info@ikegami.de
URL: <http://www.ikegami.de>

Ikegami Electronics (Europe) GmbH-UK

Unit E1, Cologne Court, Brooklands Close,
Sunbury-on-Thames, Middlesex, TW16 7EB, UK.
Phone: +44-(0)1932-76 97 00 Fax: +49-(0)1932-76 97 10
E-mail: technical@ikegami.co.uk, sales@ikegami.co.uk

Property of

PRINTED IN JAPAN