

Ikegami

Ikegami Medical LCD Monitors

MLM-1582C (15 inch)

MLW-1712C (17 inch)

MLM-1912C (19 inch)

MLW-2422C (24 inch)

MLW-2622C (26 inch)

MLW-2425C (24 inch)

MLW-2625C (26 inch)

MLW-3225C (32 inch)







The range of Medical LCD monitors from Ikegami are all high resolution, HDTV quality with easy to use ergonomics and user friendly preset functions. They are designed to be light weight rugged enough to withstand harsh environments in the front line of medical treatment, endoscope and microscope surgery.

All the components use in those LCD monitors are non-hazardous, Toxic free, lead free and ECO friendly to meet with the latest safety regulations, such as Japan's Green Products Program, EU RoHS, CEC of the state California and other.

Ikegami Medical LCD monitors are available in 15 inch, 17 inch, 19 inch, 24 inch, 26 inch and 32 inch, so that the best format choice can be made according to customer's requirement.



Ikegami Medical LCD Monitors





LCD Size:	15"	17"	19"	24"	
Model Name:	MLM-1582C	MLW-1712C	MLM-1912C	MLW-2422C	
LCD Panel:	XGA 1024x768, IPS	WXGA 1280x768, IPS	SXGA 1280x1024, IPS	WUXGA 1920x1200, IPS	
Front appearance:					
Specifications:	Display area:	304(H)x228(V)mm	369.6(H)x221.7(V)mm	376(H)x301(V)mm	518(H)x324(V)mm
	Display Color:	16.7M	16.7M	16.7M	16.7M
	Viewing angle:	Horizontal:178°/Vertical:178°	Horizontal:170°/Vertical:170°	Horizontal:178°/Vertical:178°	Horizontal:178°/Vertical:178°
	Brightness:	430cd/m ²	370cd/m ²	270cd/m ²	400cd/m ²
	Contrast:	450:1	800:1	800:1	800:1
	User Preset:	6500°K/9300°K/USER1~5	6500°K/9300°K/USER1~5	6500°K/9300°K/USER1~5	6500°K/9300°K/USER1~5
	Color Adjustment:	Hue, Chroma, RGB Gain	Hue, Chroma, RGB Gain	Hue, Chroma, RGB Gain	Hue, Chroma, RGB Gain
	PIP or PBP *1	No	No	No	No
	Flip/Turn Function:	Option	Option	Option	Standard
	Input signals:	NTSC/PAL (loop-through)	NTSC/PAL (loop-through)	NTSC/PAL (loop-through)	NTSC/PAL (loop-through)
		Y/C (loop-through)	Y/C (loop-through)	Y/C (loop-through)	Y/C (loop-through)
		DVI-D	DVI-D	DVI-D	DVI-D
		RGB/Y.Pb.Pr	RGB/Y.Pb.Pr	RGB/Y.Pb.Pr	RGB/Y.Pb.Pr
		VGA(D-sub15)	VGA(D-sub15)	VGA(D-sub15)	VGA(D-sub15)
		HD/SD-SDI (option)	HD/SD-SDI (option)	HD/SD-SDI (option)	HD/SD-SDI (option)
	Operation Temperature:	+5°~+35°C	+5°~+35°C	+5°~+35°C	+5°~+35°C
	Storage Temperature:	-20°~+60°C	-20°~+60°C	-20°~+60°C	-20°~+60°C
	Power input:	AC100 ~ 240V	AC100 ~ 240V	AC100 ~ 240V	AC100 ~ 240V
	Power consumptions:	Approx 54W	Approx 54W	Approx 54W	Approx 120W
	Dimensions:	366(W)x326(H)x98(D)mm	432(W)x323(H)x95(D)mm	430(W)x389(H)x97(D)mm	583(W)x422(H)x109(D)mm
Weight:	Approx 4.7kg	Approx 5.0kg	Approx 6.0kg	Approx 7.2kg	
Safety:	UL60601-1/CSA	UL60601-1/CSA	UL60601-1/CSA	UL60601-1/CSA	
Option:	TS-191 (Desktop Stand)	TS-191 (Desktop Stand)	TS-191 (Desktop Stand)	TS-261 (Desktop Stand)	
	Wall Mounts	Wall Mounts	Wall Mounts	Wall Mounts	
		M-MSDI2 (HD/SD-SDI inputs)	M-MSDI2 (HD/SD-SDI inputs)	M-MSDI2 (HD/SD-SDI inputs)	
Remarks:					
Features:	DVI-D cable length up to 30m (100ft)				
	Wide Viewing IPS panel				
	Color adjustable by Hue, Chroma and RGB gain				
	Color temperature selectable by 6500K/9300K and User Preset 1 ~ 5				
Note: These specifications are subject to change without notice.					

■ Reliability

MTBF - 30,000 hours or more
 Backlight Life - 40,000 hours or more
 Common Ground between the frame and the signal
 Warranty - 3 Years

■ Safety & EMC

UL60601-1 Approved
 CSA C22.2 No. 601.1 (cUL) Approved
 FCC Class A Approved
 VCCI Class A Compliance
 EN60601-1-2 Approved

LCD Size:	24"	26"	26"	32"	
Model Name:	MLW-2425C	MLW-2622C	MLW-2625C	MLW-3225C	
LCD Panel:	WUXGA 1920x1200, IPS	WUXGA 1920x1200, IPS	WUXGA 1920x1200, IPS	WUXGA 1920x1080, IPS	
Front appearance:					
Specifications:	Display area:	518(H)x324(V)mm	550(H)x344(V)mm	550(H)x344(V)mm	698(H)x392(V)mm
	Display Color:	16.7M	16.7M	16.7M	16.7M
	Viewing angle:	Horizontal:178°/Vertical:178°	Horizontal:178°/Vertical:178°	Horizontal:178°/Vertical:178°	Horizontal:178°/Vertical:178°
	Brightness:	400cd/m ²	400cd/m ²	400cd/m ²	500cd/m ²
	Contrast:	1000:1	1000:1	1000:1	1300:1
	User Preset:	6500°K/9300°K/USER1~5	6500°K/9300°K/USER1~5	6500°K/9300°K/USER1~5	6500°K/9300°K/USER1~5
	Color Adjustment:	Hue, Chroma, RGB Gain	Hue, Chroma, RGB Gain	Hue, Chroma, RGB Gain	Hue, Chroma, RGB Gain
	PIP or PBP *1	Yes	No	Yes	Yes
	Flip/Turn Function:	Standard	Standard	Standard	Standard
	Input signals:	NTSC/PAL (loop-through)	NTSC/PAL (loop-through)	NTSC/PAL (loop-through)	NTSC/PAL (loop-through)
		Y/C (loop-through)	Y/C (loop-through)	Y/C (loop-through)	Y/C (loop-through)
		DVI-D	DVI-D	DVI-D	DVI-D
		RGB/Y.Pb.Pr	RGB/Y.Pb.Pr	RGB/Y.Pb.Pr	RGB/Y.Pb.Pr
		VGA(D-sub15)	VGA(D-sub15)	VGA(D-sub15)	VGA(D-sub15)
		HD/SD-SDI	HD/SD-SDI (option)	HD/SD-SDI	HD/SD-SDI
	Operation Temperature:	+5°~+35°C	+5°~+35°C	+5°~+35°C	+5°~+35°C
	Storage Temperature:	-20°~+60°C	-20°~+60°C	-20°~+60°C	-20°~+60°C
	Power input:	AC100 ~ 240V	AC100 ~ 240V	AC100 ~ 240V	AC100 ~ 240V
	Power consumptions:	Approx 130W	Approx 130W	Approx 130W	Approx 200W
	Dimensions:	583(W)x422(H)x109(D)mm	620(W)x490.8(H)x109(D)mm	620(W)x490.8(H)x109(D)mm	780(W)x493(H)x118(D)mm
Weight:	Approx 7.4kg	Approx 8.2kg	Approx 8.3kg	Approx 14kg	
Safety:	UL60601-1/CSA	UL60601-1/CSA	UL60601-1/CSA	UL60601-1/CSA	
Option:	TS-261 (Desktop Stand)	TS-261 (Desktop Stand)	TS-261 (Desktop Stand)	TS-321 (Desktop Stand)	
	Wall Mounts	Wall Mounts	Wall Mounts	Wall Mounts	
	M-RGB3 2nd RGB Inputs	M-MSDI2 (HD/SD-SDI inputs)	M-RGB3 2nd RGB Inputs	M-RGB3 2nd RGB Inputs	
	M-MSDI3 2nd HD-SDI inputs		M-MSDI3 2nd HD-SDI inputs	M-MSDI3 2nd HD-SDI inputs	
Remarks:					
Features:	DVI-D cable length up to 30m (100ft)				
	Wide Viewing IPS panel				
	Color adjustable by Hue, Chroma and RGB gain				
	Color temperature selectable by 6500K/9300K and User Preset 1 ~ 5				
Note: These specifications are subject to change without notice.					

*1 PIP or PBP

PIP (Picture in Picture) display mode



PBP (Picture by Picture) display mode



Ikegami Medical LCD Monitors

- **Fully compliant with medical safety directives**

(UL60601-1, CSA C22.2 No.601.1, EN60601-1)

- **Strong, rugged construction, but light in weight**

All Ikegami medical LCD monitors are designed to withstand harsh applications and environments for long service period. Built with a strong Aluminum Alloy frame body for easy handling in setup and also for a good anti-radiation performance.

- **High resolution displays**

Full HDTV resolutions can be displayed on 24", 26" and 32" models.

- **True color displays**

Very natural color reproduction can be achieved with 10bit single process engine and full color gradient (10 billion colors).

- **Very wide viewing area**

Both 178 degrees, vertical and horizontal viewing angles are achieved ensuring much easier viewing of the panel from different positions with a high screen contrast.

- **Smooth and clear lines**

Easy viewing is assured with a smart digital process, compensating for, digital Jaggy-free lines in an interlace-progressive conversion, irritating glare from differences in each pixel and general noise generation especially in dark areas.

- **Multiple input and format capabilities**

Composite, Y/C, component, PC and DVI are standard. (multi-SDI input is also standard on both MLW-2425C, MLW-2625C and MLW-3225C). Many of formats, 480i, 480p, 525i, 575p, 720p, 1080i and 1080p are adopted.

- **Multi-display function**

Picture-in-Picture and Side-by-Side can be displayed on models, MLW-2425C, MLW-2625C and MLW-3225C.

- **Various gamma characteristics**

Different gamma characters can be set, including the standard CRT gamma of 2.2, the DICOM gamma and so on.

- **Other usefull features**

For ease of operation and for versatility, Ikegami medical LCD monitors can provide a lot of digital interface inputs and outputs. The user file menu comes equipped as standard with non-volatile memory for 5 different file settings on each type of input. A VESA mount with 100mm space filing holes is provided for easy mounting with moving arms, wall mount or ceiling mount.

Models	VESA mount size(mm)
MLM-1582C	75 x 75 or 100 x 100
MLW-1712C	100 x 100
MLM-1912C	100 x 100
MLW-2422C/2425C	100 x 100
MLW-2622C/2625C	100 x 100
MLW-3225C	200 x 200

- **High reliability design**

Ikegami warrants three (3) years after your purchase.

- **Optional accessories are available upon request.**

- Wall mount adaptors VESA 100 x 100

Up to 8kg



Up to 14kg



Up to 18kg



- Monitor cart



* This product is made of ECO friendly components based upon the Company policy and Corporate Social Responsibility to help Global Environmental solution forenergy conservation and environmental sustainability, and all the components used in this product are Non-hazardous, Toxic Free, Non-Lead materials and parts conforming with Japan's Green Product Regulation, EU's RoHS Direction, and other environmental and hazardous chemical substances related regulations and laws.

Ikegami **IKEGAMI ELECTRONICS (U.S.A.), INC.**

URL <http://www.ikegami.com>

HEADQUARTERS
WESTCOAST OFFICE

37 Brook Avenue, Maywood, NJ 07607 Phone (201)368-9171 Fax (201)569-1626
2631 Manhattan Beach Blvd., Redondo Beach, CA 90278
Phone (310)297-1900 Fax (310)536-9550

SOUTHWEST OFFICE
MIDWEST OFFICE
SOUTHEAST OFFICE

Phone (972)869-2363
Phone (614)834-1350
Phone (954)735-2203

